


DECODABLE MINI-BOOK

Level 1


Joe and Moe

o, oe, ow

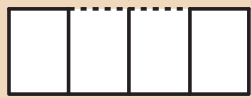
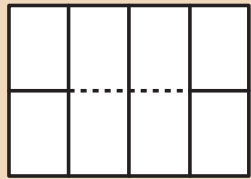
PRINT-FOLD-COLOUR



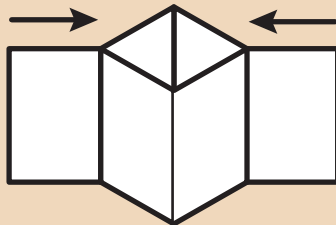
CREATE YOUR DECODABLE BOOK



Step 1: Fold all solid lines. Fold in half so shorter ends are together. Cut along dotted line.



Step 2: Open and fold in half along the long side.




Step 3: Push sides in together and fold.




You have your mini book!


This is a backhoe.





and potatoes.



tomatoes,



They grow avocados,




Look at the rainbow.

Level 1

JOE and MOE

o, oe, ow



Joe and Moe



live in Omeo.

Task Card

Before Reading:

1. Sound out the letters and long o vowel in each word.
2. Circle the long o vowel in red.

After Reading:

1. What did you like most about the story?
2. How many long o spelling patterns can you find in the story?

Spelling Patterns:

- Joe
- Moe
- Omeo
- grow
- avocados
- tomatoes
- potatoes
- backhoe
- rainbow

Write the Words Here:

Thank you so much for buying this teaching resource,
and I hope that you find it helpful!

If you enjoyed this resource, please consider following me
and leaving positive feedback on my social media accounts.

facebook.com/judithbarkerauthor

instagram.com/judithbarkerauthor

Check out my website for more resources and
to find my latest books.

www.judithbarkerauthor.com

